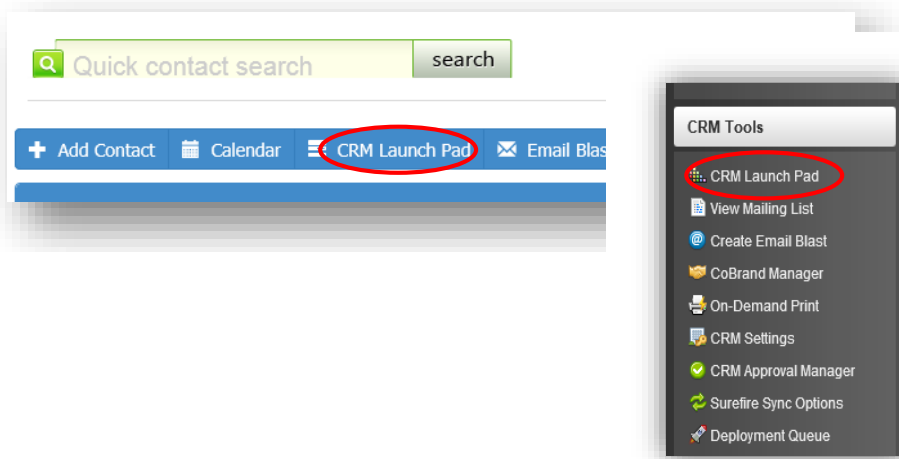
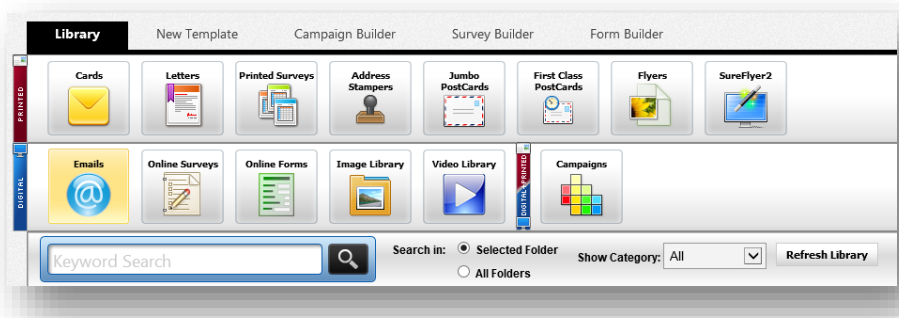


surefire

CRM Launch Pad



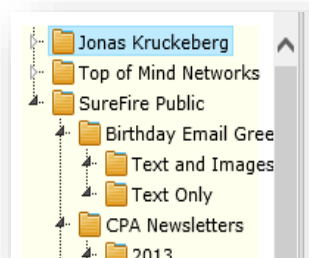
Click **CRM Launch Pad** from the top menu on your Surefire homepage or the right sidebar menu.



The top menu tabs give you access to the **Library** and to tools for creating your own content.

Click the **Library** tab to see existing content, divided into **Printed** (top row) and **Digital** (bottom row).

Depending on your account type, you may not have access to all content.



Within each library, content is organized into your personal folder, a company folder, and the **Surefire Public** folder. Some companies restrict access to Surefire Public.

It's that simple!

